

Silicon PNP Epitaxial Planar Transistor (Complement to type 2SC2837)

Application : Audio and General Purpose

■ Absolute maximum ratings (Ta=25°C)

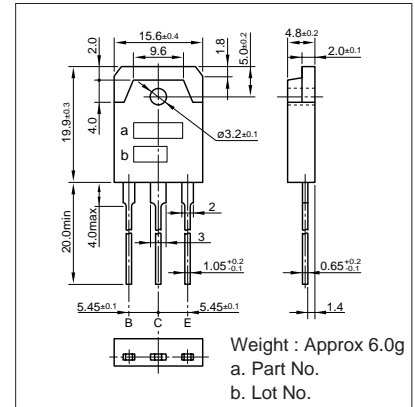
Symbol	Ratings	Unit
V _{CB0}	-150	V
V _{CEO}	-150	V
V _{EBO}	-5	V
I _C	-10	A
I _B	-2	A
P _C	100(Ta=25°C)	W
T _J	150	°C
T _{stg}	-55 to +150	°C

■ Electrical Characteristics (Ta=25°C)

Symbol	Conditions	Ratings	Unit
I _{CB0}	V _{CB} =-150V	-100max	μA
I _{EBO}	V _{EB} =-5V	-100max	μA
V(BR) _{CEO}	I _C =-25mA	-150min	V
h _{FE}	V _{CE} =-4V, I _C =-3A	50min*	
V _{CE(sat)}	I _C =-5A, I _B =-0.5A	-2.0max	V
f _r	V _{CE} =-12V, I _E =1A	60typ	MHz
COB	V _{CB} =-80V, f=1MHz	110typ	pF

*h_{FE} Rank \bar{O} (50to 100), P(70to 140), Y(90to 180)

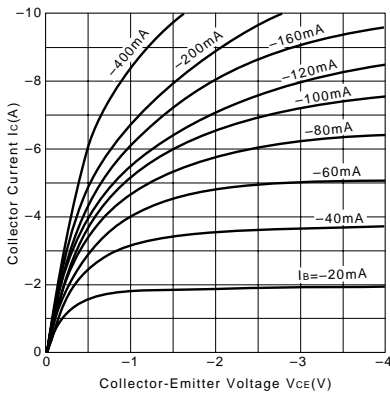
External Dimensions MT-100(TO3P)



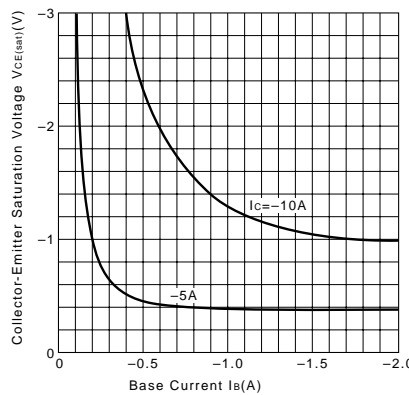
■ Typical Switching Characteristics (Common Emitter)

V _{CC} (V)	R _L (Ω)	I _C (A)	V _{B2} (V)	I _{B1} (mA)	I _{B2} (mA)	t _{on} (μs)	t _{stg} (μs)	t _f (μs)
-60	12	-5	5	-500	500	0.25typ	0.8typ	0.2typ

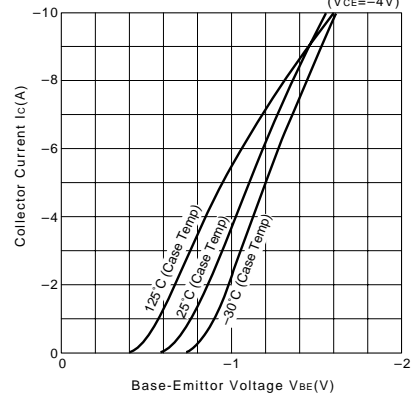
I_C-V_{CE} Characteristics (Typical)



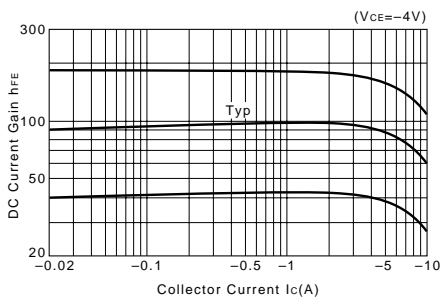
V_{CE(sat)}-I_B Characteristics (Typical)



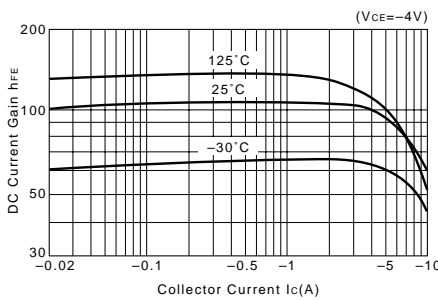
I_C-V_{BE} Temperature Characteristics (Typical)



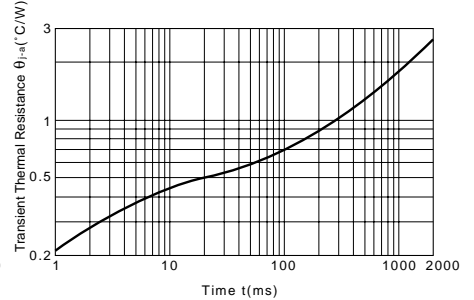
h_{FE}-I_C Characteristics (Typical)



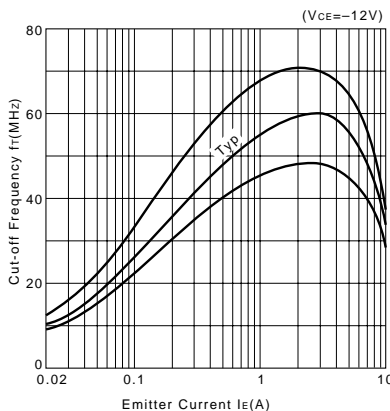
h_{FE}-I_C Temperature Characteristics (Typical)



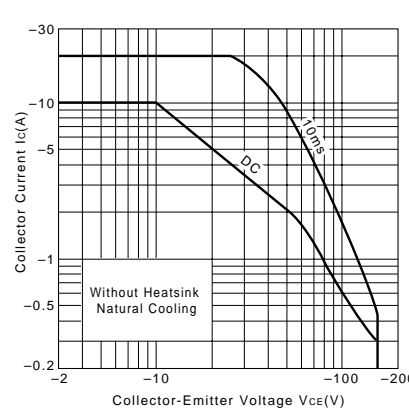
θ_{j-a}-t Characteristics



f_T-I_E Characteristics (Typical)



Safe Operating Area (Single Pulse)



P_C-T_a Derating

