10 SEGMENT BAR GRAPH ARRAY

DC-10YWA YELLOW

Features

- SUITABLE FOR LEVEL INDICATORS.
- LOW CURRENT OPERATION.
- EXCELLENT ON/OFF CONTRAST.
- WIDE VIEWING ANGLE.
- END STACKABLE.
- MECHANICALLY RUGGED.
- BI-COLOR VERSION AVAILABLE.
- STANDARD : GRAY FACE, WHITE SEGMENT.
- RoHS COMPLIANT.

Description

The Yellow source color devices are made with Gallium Arsenide Phosphide on Gallium Phosphide Yellow Light Emitting Diode.

Package Dimensions & Internal Circuit Diagram

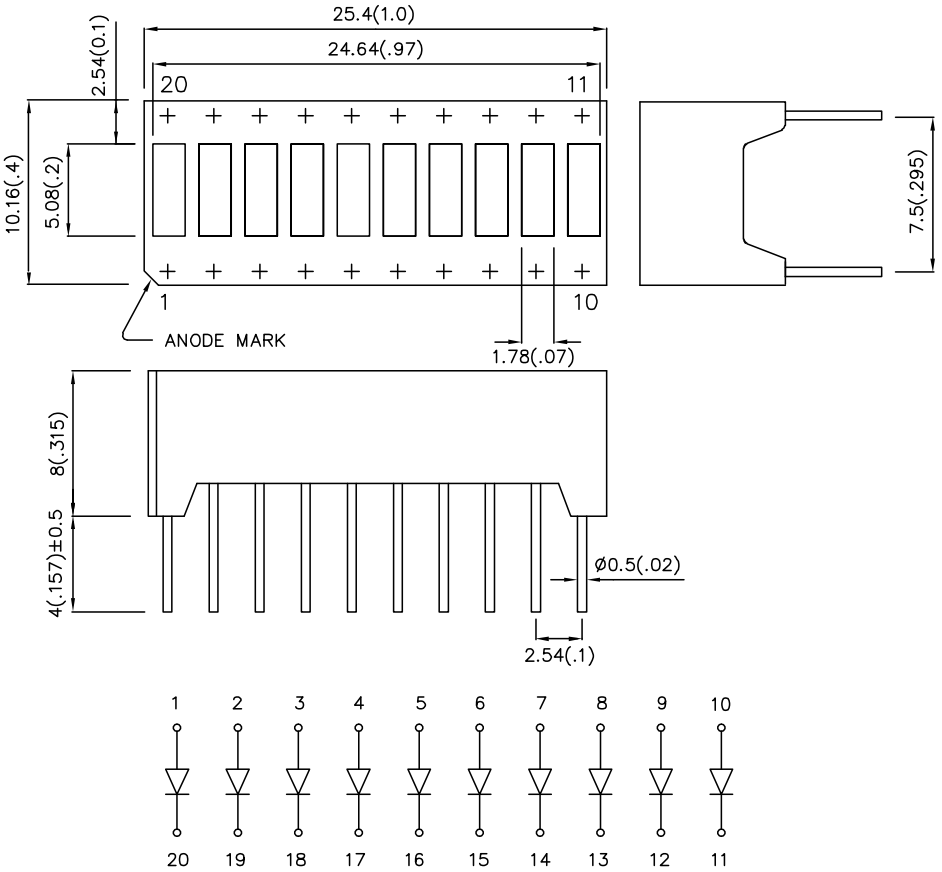

Notes:
1. All dimensions are in millimeters (inches), Tolerance is ±0.25(0.01")unless otherwise noted.
2. Specifications are subject to change without notice.

Selection Guide

Part No.	Dice	Lens Type	Iv (ucd) @ 10mA		Description
			Min.	Typ.	
DC-10YWA	YELLOW (GaAsP/GaP)	WHITE DIFFUSED	1900	9000	10 Segments Bargraph-Display

Electrical / Optical Characteristics at T_A=25°C

Symbol	Parameter	Device	Typ.	Max.	Units	Test Conditions
λpeak	Peak Wavelength	Yellow	590		nm	I_F=20mA
λD	Dominant Wavelength	Yellow	588		nm	I_F=20mA
$\Delta\lambda$1/2	Spectral Line Half-width	Yellow	35		nm	I_F=20mA
C	Capacitance	Yellow	20		pF	V_F=0V;f=1MHz
V_F	Forward Voltage	Yellow	2.1	2.5	V	I_F=20mA
I_R	Reverse Current	Yellow		10	uA	V_R = 5V

Absolute Maximum Ratings at T_A=25°C

Parameter	Yellow	Units
Power dissipation	105	mW
DC Forward Current	30	mA
Peak Forward Current [1]	140	mA
Reverse Voltage	5	V
Operating / Storage Temperature	-40°C To +85°C	
Lead Solder Temperature [2]	260°C For 5 Seconds	

Notes:
1. 1/10 Duty Cycle, 0.1ms Pulse Width.
2. 5mm below package base.

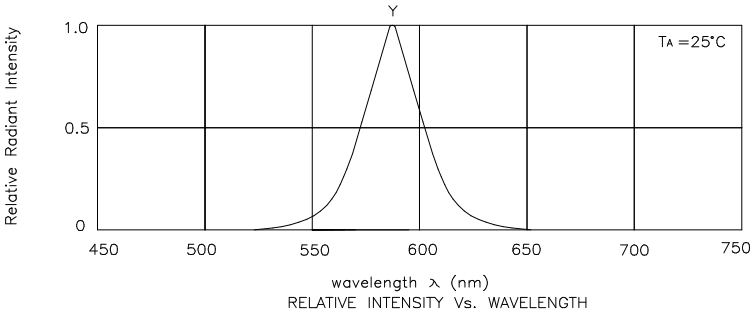

Yellow **DC-10YWA**

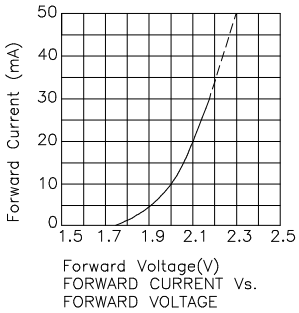

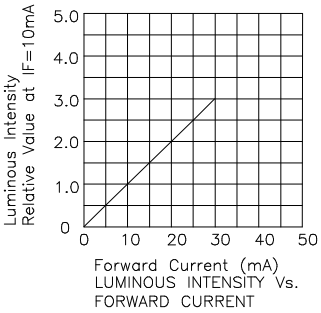

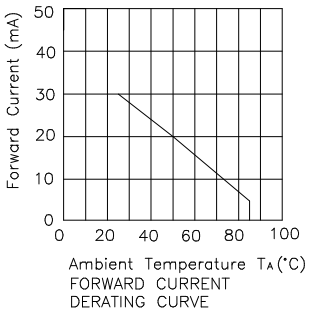

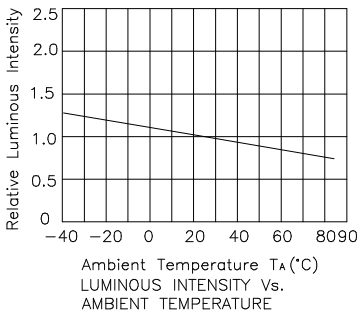

Remarks:
If special sorting is required (e.g. binning based on forward voltage,luminous intensity, or wavelength), the typical accuracy of the sorting process is as follows:
1. Wavelength: +/-1nm
2. Luminous Intensity: +/-15%
3. Forward Voltage: +/-0.1V
Note: Accuracy may depend on the sorting parameters.